

Left Side:1Pc



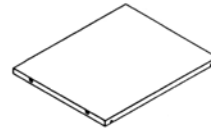
Right Side:1Pc



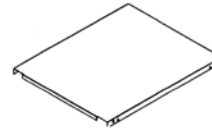
Door Frame:1Pc



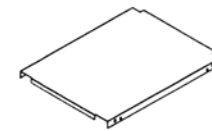
Back Plate:1Pc



Top Plate:1Pc



Bottom Plate:1Pc



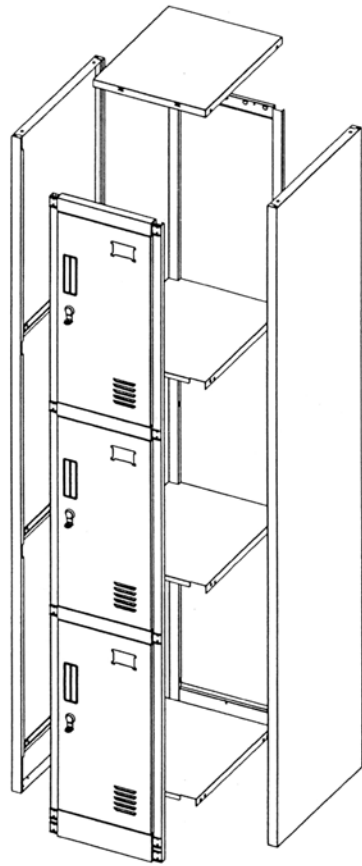
Middle plate:2pcs



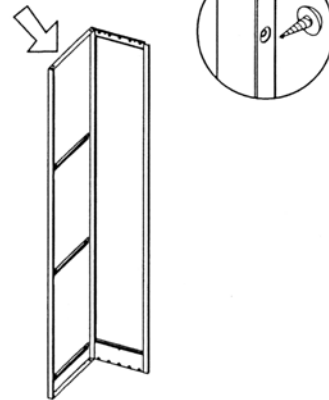
Key:3 Sets



Self-tapping
Screw(5x12):10Pcs

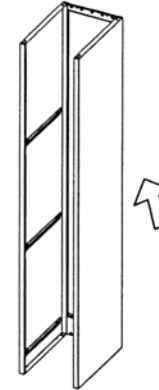


①




Bolt the left side and back plate with self-tapping screws(5x12)

②



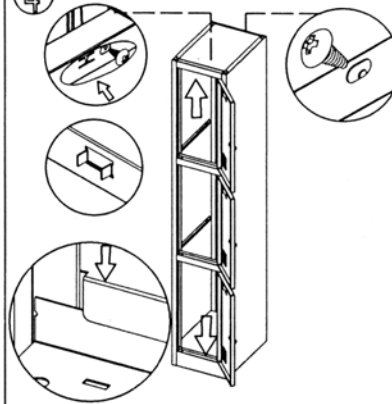
Bolt the right plate and back plate in the same way as the first step

③



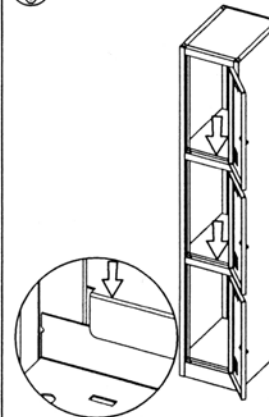
Fix the door frame onto both of the side plates

④




Install the top and bottom plate respectively

⑤



Install the middle plates

⑥



Adjust each part till fit well after installation.